



Cambridge O Level

CANDIDATE
NAME

CENTRE
NUMBER

--	--	--	--	--

CANDIDATE
NUMBER

--	--	--	--

CHEMISTRY

5070/42

Paper 4 Alternative to Practical

October/November 2021

1 hour

You must answer on the question paper.

No additional materials are needed.

INSTRUCTIONS

- Answer **all** questions.
- Use a black or dark blue pen. You may use an HB pencil for any diagrams or graphs.
- Write your name, centre number and candidate number in the boxes at the top of the page.
- Write your answer to each question in the space provided.
- Do **not** use an erasable pen or correction fluid.
- Do **not** write on any bar codes.
- You may use a calculator.
- You should show all your working and use appropriate units.

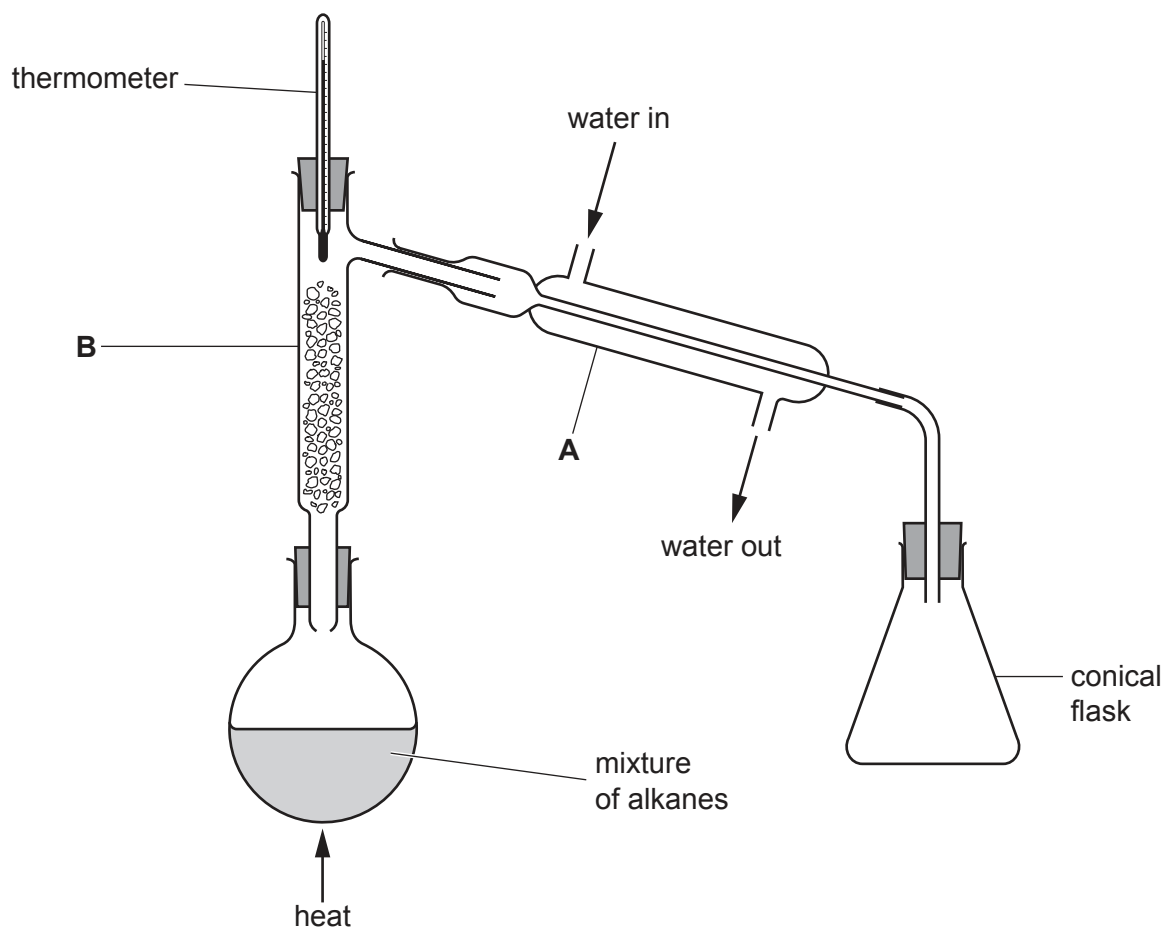
INFORMATION

- The total mark for this paper is 60.
- The number of marks for each question or part question is shown in brackets [].

This document has **16** pages. Any blank pages are indicated.



1 A student uses the apparatus to separate a mixture of three alkanes.



(a) Name apparatus **A** and **B**.

A

B

[2]

(b) Identify **two** errors in the assembled apparatus shown in the diagram.

1

2

[2]

The errors are corrected.

The mixture of alkanes is heated in the flask to start the separation.

The boiling points of the alkanes are shown.

alkane	boiling point/°C
octane	126
nonane	151
decane	174

(c) (i) State why the flask is **not** heated directly with the flame of a Bunsen burner.

..... [1]

(ii) State why the flask is **not** heated with a beaker of boiling water.

..... [1]

(iii) Name a piece of apparatus that is suitable to heat the flask.

..... [1]

(d) Name the first alkane collected in the conical flask.

Explain your answer.

alkane

explanation

..... [1]

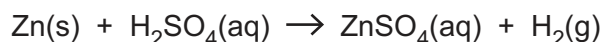
(e) State the purpose of apparatus **B**.

..... [1]

[Total: 9]

- 2 A student investigates the reaction between zinc and dilute sulfuric acid.

The equation for the reaction is shown.



- (a) The student observes bubbles of a gas being produced when zinc is added to dilute sulfuric acid. The student does a test to show that the gas is hydrogen.

- (i) Give a test and observation to identify hydrogen gas.

test

observation

[1]

- (ii) State one **other** observation the student makes when zinc is added to dilute sulfuric acid.

..... [1]

A student does an experiment to find out how the rate of this reaction changes as the temperature of the dilute sulfuric acid changes.

Method

The student:

- measures 100 cm³ of 1.0 mol/dm³ dilute sulfuric acid (an excess) and pours this into a beaker
- places a thermometer in the acid
- heats the acid to the required temperature
- removes the heat
- adds a known mass of zinc to the acid
- immediately starts a clock
- stops the clock when **all** the zinc has reacted
- records this reaction time.

The student repeats the experiment several times at different temperatures.

All other variables likely to affect the rate of reaction are kept constant in each experiment.

The results are shown in the table.

experiment	temperature / °C	reaction time / s
1	30	150
2	40	80
3	50	45
4	60	90
5	70	2

(b) (i) State which experiment has an anomalous reaction time.

..... [1]

(ii) Suggest what the student should do to check if the reaction time in **(b)(i)** is anomalous.

..... [1]

(iii) State which experiment has the greatest rate of reaction.

..... [1]

(iv) Describe how the rate of this reaction changes as the temperature of the dilute sulfuric acid increases.

..... [1]

(c) Another student does the reaction at 90 °C.

State why it is difficult to measure an accurate reaction time at 90 °C.

..... [1]

(d) Suggest two variables, other than the temperature of the dilute sulfuric acid or the mass of zinc, that affect the rate of this reaction.

1

2

[2]

[Total: 9]

4 A solid mixture contains iron(II) sulfate and sand.

A student determines the percentage by mass of iron(II) sulfate in this mixture.

(a) The student measures the mass of an empty beaker.

The student adds a sample of the mixture to the beaker and then measures the mass of the beaker and the mixture.

mass of beaker = 36.02 g

mass of beaker + mixture = 55.96 g

Calculate the mass of the mixture used in the experiment.

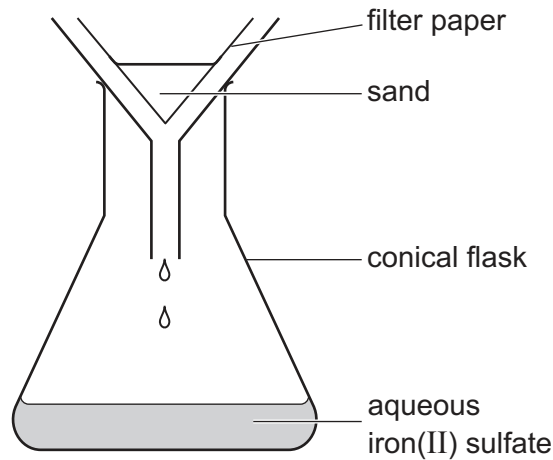
..... g [1]

The student adds water to the mixture in the beaker.

Iron(II) sulfate dissolves in the water.

The sand does not react with or dissolve in the water.

The sand is separated from the aqueous iron(II) sulfate by filtration.



(b) Suggest how the student makes sure that no iron(II) sulfate remains on the filter paper.

..... [1]

(c) The aqueous iron(II) sulfate is transferred from the conical flask into a volumetric flask.

Suggest how the student should make sure that **all** the aqueous iron(II) sulfate is transferred from the conical flask to the volumetric flask.

.....
 [2]

The solution in the volumetric flask is made up to 500 cm³ with water. This is solution **R**.

(d) The student uses a pipette together with another piece of apparatus to place 20.0 cm³ of **R** into a conical flask.

Name the other piece of apparatus that is used with the pipette.

..... [1]

The student adds excess dilute sulfuric acid to the conical flask.

Solution **T** is 0.0200 mol/dm³ potassium manganate(VII).

The student:

- fills a burette with **T**
- runs **T** into the conical flask until the end-point is reached.

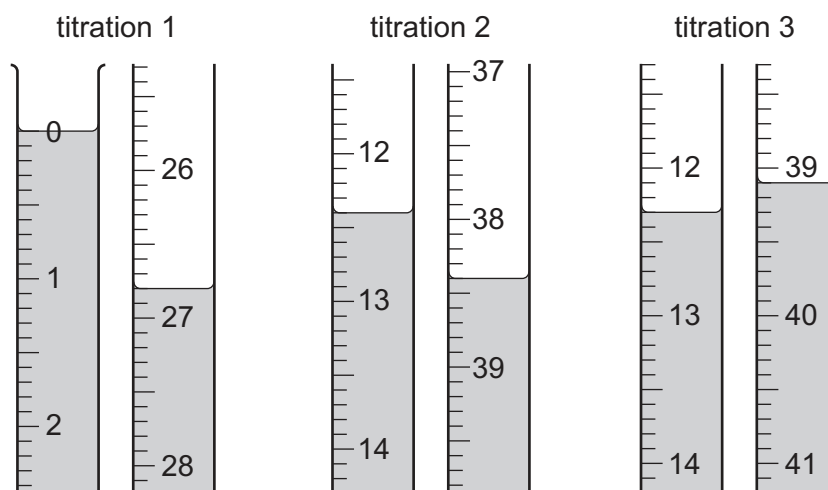
(e) Solution **T** reacts with the iron(II) sulfate in the conical flask.

Iron(II) sulfate is a reducing agent.

State the colour change in the conical flask at the end-point of the titration.

from to [1]

- (f) The student does three titrations. The diagrams show parts of the burette with the liquid levels at the beginning and at the end of each titration.



Use the diagrams to complete the table.

titration number	1	2	3
final burette reading / cm ³			
initial burette reading / cm ³			
volume of T / cm ³			
best titration results (✓)			

Summary

Tick (✓) the best titration results in the table.

Use the ticked values to calculate the average volume of T.

..... cm³ [4]

- (g) Solution **T** is 0.0200 mol/dm^3 potassium manganate(VII).

Calculate the number of moles of potassium manganate(VII) in the average volume of **T** used in the titration.

..... mol [1]

- (h) **One** mole of potassium manganate(VII) reacts with **five** moles of iron(II) sulfate, FeSO_4 .

Calculate the number of moles of FeSO_4 in 20.0 cm^3 of **R**.

..... mol [1]

- (i) Calculate the number of moles of FeSO_4 in 500 cm^3 of **R**.

..... mol [1]

- (j) Calculate the mass of FeSO_4 in 500 cm^3 of **R**.

$[M_r: \text{FeSO}_4, 152]$

..... g [1]

- (k) Use your answers to (a) and (j) to calculate the percentage by mass of FeSO_4 in the mixture.

..... % [1]

[Total: 15]

5 A solid **S** contains two cations and one anion.

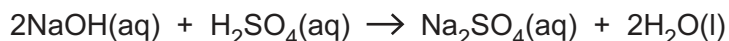
Complete the table.

Name any gases that are formed in the tests.

test	observation	conclusion	
(a) S is dissolved in water. The solution is divided into three portions for tests (b) , (c) and (d) .	A coloured solution forms.	[1]
(b) (i) To a portion of the solution from (a) , aqueous ammonia is added until a change is seen.	S contains Cu^{2+} ions.	[1]
(ii) An excess of aqueous ammonia is added to the mixture from (b)(i)	S contains Cu^{2+} ions.	[1]
(c) (i) To a portion of the solution from (a) aqueous sodium hydroxide is added until a change is seen.	S contains Cu^{2+} ions.	[1]
(ii) An excess of aqueous sodium hydroxide is added to the mixture from (c)(i)	S contains Cu^{2+} ions.	[1]
(iii) The mixture from (c)(ii) is warmed and the gas formed is tested with damp red litmus paper.	S contains NH_4^+ .	[2]
(d)	A white precipitate forms.	S contains SO_4^{2-} .	[2]

[Total: 9]

6 When aqueous sodium hydroxide is added to dilute sulfuric acid a reaction occurs.



A student has two solutions.

W is 2.0 mol/dm^3 $\text{NaOH}(\text{aq})$.

X is $\text{H}_2\text{SO}_4(\text{aq})$ of unknown concentration.

The student determines the concentration of **X**.

The student:

- transfers 20.0 cm^3 of **W** into a glass beaker
- measures the temperature of **W**
- adds 5.0 cm^3 of **X** to **W** in the beaker
- stirs the mixture
- measures the highest temperature reached
- calculates the increase in temperature
- repeats with different volumes of **X**.

The table shows the results.

experiment	volume of W / cm^3	volume of X / cm^3	temperature increase/ $^\circ\text{C}$
1	20.0	5.0	2.7
2	20.0	10.0	5.4
3	20.0	15.0	8.0
4	20.0	20.0	9.1
5	20.0	25.0	7.8
6	20.0	30.0	6.5

(a) The student uses a burette to measure the volumes of **W** and **X**.

State why the student uses a burette instead of a measuring cylinder.

..... [1]

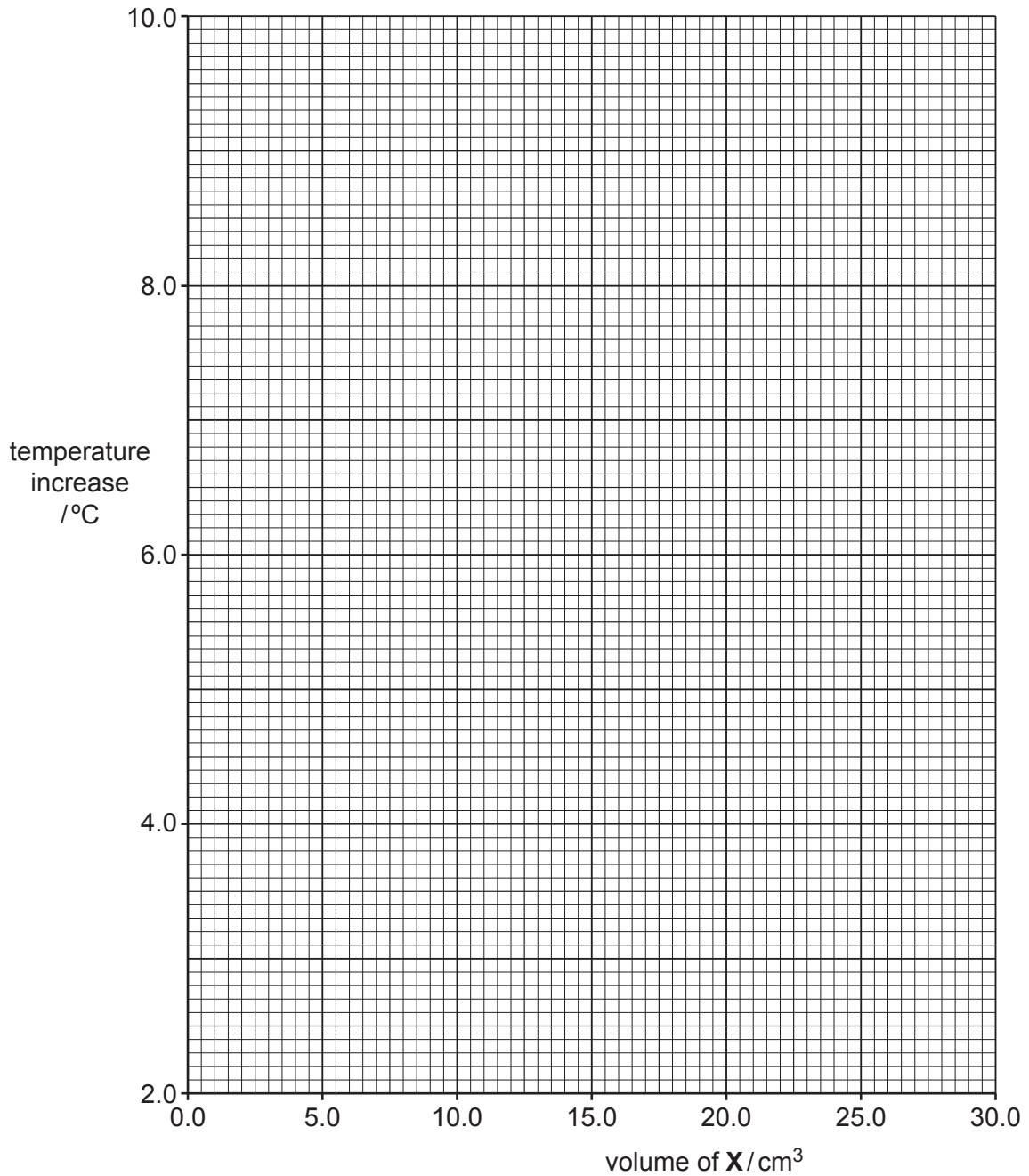
(b) State the evidence in the table that shows that the reaction is exothermic.

..... [1]

(c) Plot the results from the table on the grid.

Draw one straight line through the first three points and a second straight line through the other three points.

Extend both straight lines until they intersect.



[3]

(d) Use your graph to answer these questions.

- (i) Determine the volume of **X** that produces a temperature increase of 5.6 °C when added to 20.0 cm³ of **W**.

..... cm³ [1]

- (ii) Determine the temperature increase if 12.5 cm³ of **X** is added to 20.0 cm³ of **W**.

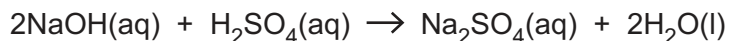
..... °C [1]

- (e) (i) Use your graph to determine the minimum volume of **X** that reacts with all of the NaOH in 20.0 cm³ of **W**.

..... cm³ [1]

- (ii) **W** is 2.0 mol/dm³ NaOH.

The equation for the reaction between NaOH and H₂SO₄ is shown.



Use your answer to (e)(i) and the equation to calculate the concentration of H₂SO₄ in **X**.

..... mol/dm³ [3]

[Total: 11]

Permission to reproduce items where third-party owned material protected by copyright is included has been sought and cleared where possible. Every reasonable effort has been made by the publisher (UCLES) to trace copyright holders, but if any items requiring clearance have unwittingly been included, the publisher will be pleased to make amends at the earliest possible opportunity.

To avoid the issue of disclosure of answer-related information to candidates, all copyright acknowledgements are reproduced online in the Cambridge Assessment International Education Copyright Acknowledgements Booklet. This is produced for each series of examinations and is freely available to download at www.cambridgeinternational.org after the live examination series.

Cambridge Assessment International Education is part of the Cambridge Assessment Group. Cambridge Assessment is the brand name of the University of Cambridge Local Examinations Syndicate (UCLES), which itself is a department of the University of Cambridge.